

MAIN / KIDS BATH PRESELECTION LIST

Attention to detail is critical to the success of your project. Our professional staff will use this checklist to ensure your vision becomes a reality.

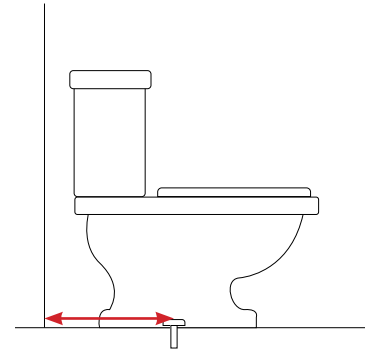
FOR YOUR VANITY AREA

1. What is the length and depth of your current vanity pedestal? Length _____ Depth _____
2. Number of bowls? _____ Undermount or Drop In? _____
3. What type of faucet would you like (*if need please see images below*)? 8" Widespread Single Hole 4" Center-set
4. Would you like to update your hardware? _____
5. Are you keeping or replacing the counter top or sink? _____ Both? _____
6. How many holes are in the sink? _____
7. Do you have a faucet finish in mind? Chrome Brushed Nickel Oil Rubbed Bronze

TOILET

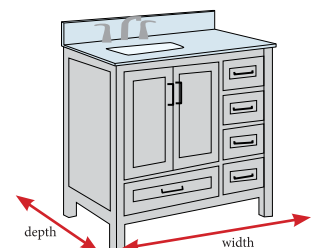
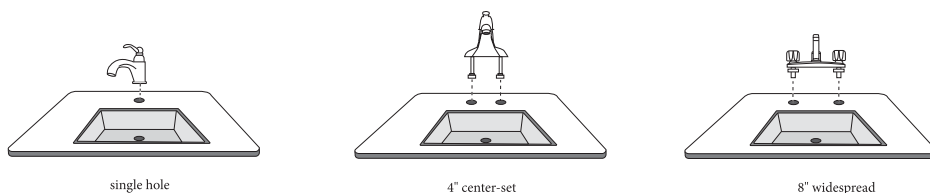
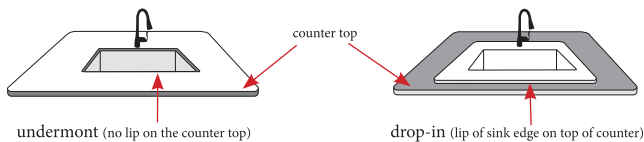
1. Color: _____
2. Rough in: 10" _____ 12" _____ 14" _____
(Measure from the back wall to the center of the bolts on the side of the toilet. 12" Standard)
3. Bowl shape: Round _____ Elongated _____
4. Bowl height: Comfort (17"-19") _____ Standard (15") _____
5. Tank lever: Left side Right side Button On Top
6. Do you have any other size restraints in your toilet area? Door swings, tight space, etc.

7. Is water savings important to you? yes | no
8. Would you like any upgrades? touch-less flush toilet seat tank lever other _____




ACCESSORIES

1. Do you have a medicine cabinet or mirror? _____
2. Overall size of medicine cabinet or mirror? _____
3. Is your medicine cabinet recessed (*placed into the wall*) or surface mounted? _____
4. Do you have any bathroom lighting fixtures?
 Flush Mount Single Bulb Wall Sconce 2 Bulb Light 3 Bulb Light 4+Bulb Light _____
5. How many towel bars do you have? _____
6. What is the length of your towel bars? _____
7. Do you need an exhaust fan? _____
8. Do you need a toilet paper holder? _____
9. Do you need a towel ring or grab bars? _____



Use the graph below for layout planning



NOTES
